



## Switzerland – The place for education, research and innovation

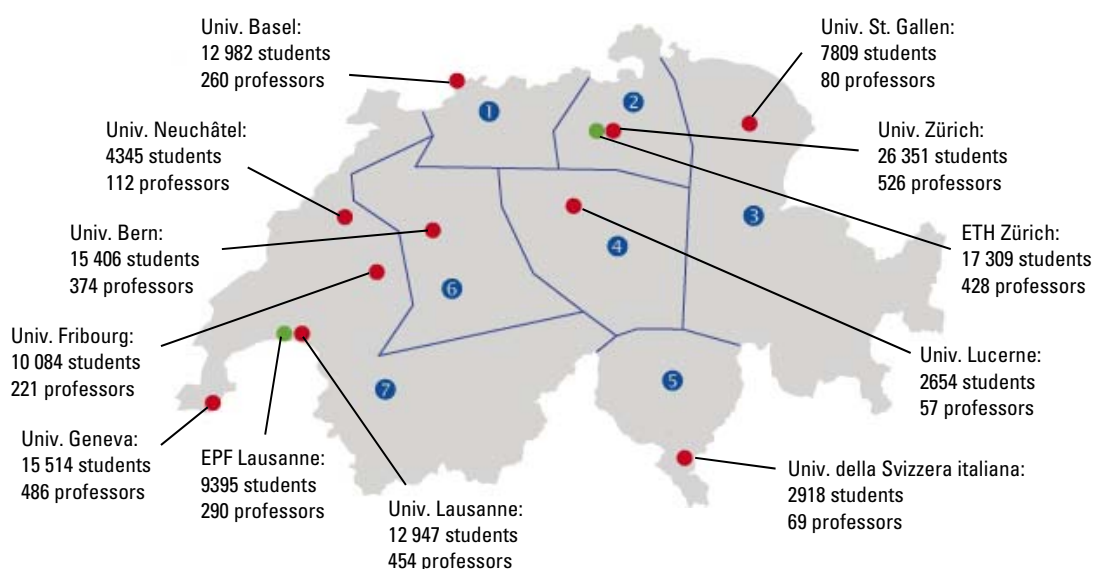
Switzerland is one of the most competitive countries in the world. Its success is the result of generous investments aimed at creating an efficient system of education and research. Equally important are values and principles such as ensuring the autonomy of higher education institutions and researchers, fostering competition and quality when allocating public funds, and encouraging an open outlook. These values are shared by the agencies and institutions involved in education, research and innovation. Switzerland is a fully associated member of the EU's Framework Programmes for Research and Technological Development as well as its Education Programmes.

### General Information

- Surface area: 41 300 km<sup>2</sup>
- Population: 8 036 900 (2012)
- Official languages: German, French, Italian and Romansh
- GDP: USD PPP 405 billion (2011)
- GDP per capita: USD PPP 51 300 (2011)
- GDP annual growth rate: 1.9% (2011)

### Education

- Switzerland total spending on education corresponds to 5.6% of its GDP (2010).
- After finishing their compulsory education, around one third of young people opt for a general education school and two thirds follow the path of vocational education and training.
- Switzerland has 12 tier-one (T1) universities and 9 universities of applied sciences (UAS).
- Around 50% of T1 university professors and 20% of UAS professors are from abroad.
- Around 25% of students (T1 universities and UAS together) are from abroad.



- ① University of Applied Sciences and Arts Northwestern Switzerland: 10 722 students, 393 professors
- ② Zürich University of Applied Sciences: 18 931 students, 953 professors
- ③ University of Applied Sciences of Eastern Switzerland: 5 377 students, 195 professors
- ④ Lucerne University of Applied Sciences and Arts: 6 314 students, 250 professors
- ⑤ University of Applied Sciences and Arts of Southern Switzerland: 4 290 students, 184 professors
- ⑥ Bern University of Applied Sciences: 6 776 students, 457 professors
- ⑦ University of Applied Sciences Western Switzerland: 18 124 students, 1 393 professors
- ⑧ Kalaidos University of Applied Sciences (located in several towns; private): 1 728 students, 21 professors
- ⑨ Les Roches Gruyère University of Applied Sciences (located in several towns; private): 306 students, 9 professors

## Research and Development (R&D)

- R&D personnel makes up 62 000 full-time equivalents, including 25 000 researchers (2008).
- Switzerland spent CHF 16.3 billion on R&D in 2008, an increase of 24% since 2004.

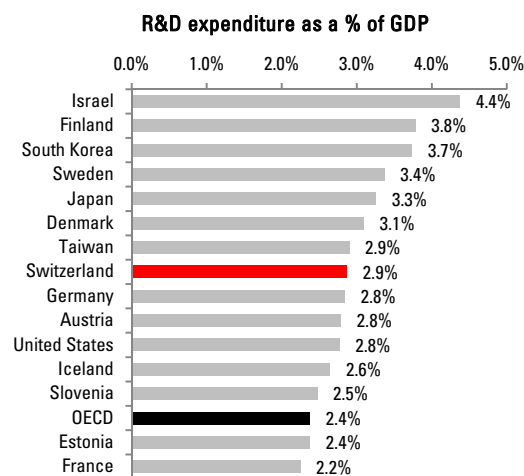
R&D financed by:	CHF m	%
Government	3 725	22.8%
Confederation	2 355	14.5%
Cantons	1 370	8.3%
Industry	11 115	68.2%
Other national sources	490	3.0%
Abroad	970	6.0%
<b>Total</b>	<b>16 300</b>	<b>100%</b>

R&D performed by:	CHF m	%
Industry	11 980	73.5%
Government	120	0.7%
Higher education	3 940	24.2%
Private non-profit sector	260	1.6%
<b>Total</b>	<b>16 300</b>	<b>100%</b>

Source: Federal Statistical Office, reference year 2008

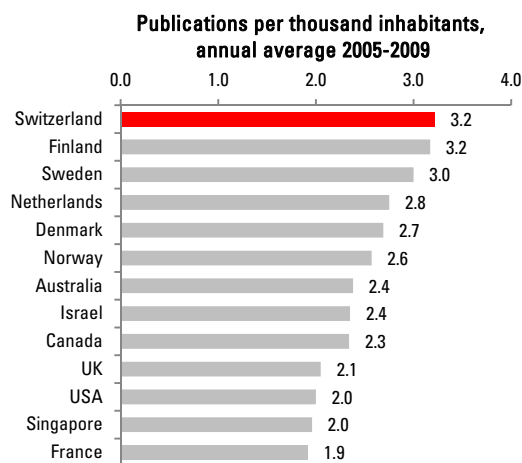
- Switzerland's total R&D expenditure corresponds to around 3% of its GDP (2008). This value is significantly above the OECD average.



Source: OECD, Main Science and Technology Indicators 2012

## Publications

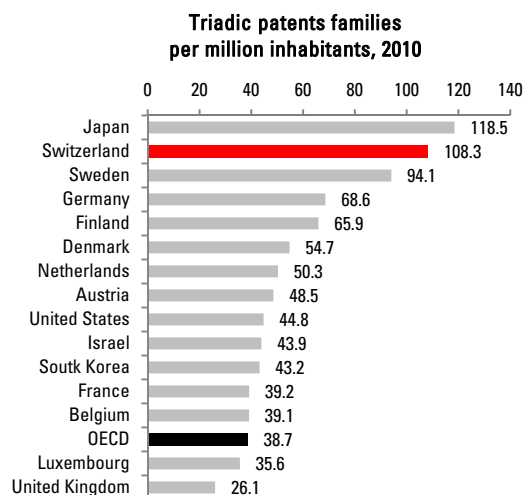
- With an impact (citation index) of 116 Switzerland occupies a prominent position (2<sup>nd</sup> slot, after the USA).
- Swiss researchers produce roughly 1.2% of all scientific papers published worldwide (18<sup>th</sup> slot). If we relate the number of scientific papers to the country's total population, Switzerland is at the top of the list.



Source: State Secretariat for Education and Research, 2011

## Innovation performance

- Switzerland ranks 1<sup>st</sup> in the *Innovation Union Scoreboard 2013*, in *The Global Competitiveness Report 2012-2013* and in *The Global Innovation Index 2012*.
- Switzerland ranks 2<sup>nd</sup> with regard to the number of patents expressed relative to the total population.



Source: OECD, Factbook 2013

## Position of Swiss Universities in International Rankings

	EPFL	ETHZ	Basel	Bern	Fribourg	Geneva	Lausanne	St. Gallen	Zurich
<b>Shanghai Ranking 2012</b> (Top 500)	101-150	23	85	151-200		69	201-300		59
<b>QS Ranking 2012</b> (Top 400)	29	13	121	149		74	115	393	90
<b>Times Ranking 2012</b> (Top 400)	40	12	142	151	301-350	133	130		89

Source: [www.universityrankings.ch](http://www.universityrankings.ch)